




**Kathleen Conover**

‘Divided, Industrial Evolution’

*Kathleen is coming!* Internationally (China, Turkey, France, Belgium, Thailand and Greece) renown and now Mississippi, too! She promises in her many workshop and interviews to in fact show how we can get chaos to be order... (Hopefully it can apply to life as well as art!) Her awards are numerous and her willingness to share evident if you will just look at all of her teaching engagements. Her artworks have been honored many times by the American Watercolor Society(AWS), The National Watercolor Society (NWS), International Society of Experimental Artists (ISEA), and the Transparent Watercolor Society (TWSA) in each of which she holds Signature Status. Her works are impressive. Go to her website ([kathleenconover.com](http://kathleenconover.com)) and see for yourself. The above example is from her currently showing ‘Industrial Evolution Series. This promises to be another a gold medal event! Don’t miss it!



### Queens Corner

We are celebrating MAC's 70th Anniversary this spring and fall.

For the spring meeting don your Mexican outfits, brush up on your Spanish and prepare yourself for an awful lot of fun. The Central Mississippi and Delta region are putting on the party. It is very difficult to match the parties of the Coastal and Hattiesburg groups. They set the bar very high. BUT, we have Randy Jolly and Robert Jordan leading the group. Now that should tell you to be prepared for mucho grande fun!

Also, at this time, Byron is retiring from the Directorship and turning it over to Kim Whitt. Bless his heart, he deserves retirement, he has been so thoughtful and kind. He served on the Board, as President of the Board and then Director. And it goes without saying he has been fantastic, patient (herding cats), lining up visiting artists and dealt with the myriad details. Not easy. So Kim will be the person to see about missing light bulbs, no toilet paper and/ or to report failure of facilities operating correctly! And a whole lot more than just that.


So come prepared to enjoy and profit from our visiting artist, Kathleen Conover. She doesn't know it, but she is in for a big treat!  
Travel Safe to Us.

Judy

### Editor's Blurb

Marching right along...And life changes!  
First let me say what a great deal of fun it has been to be 'your editor.' I know you are tired of the same ole same ole, so we all look forward to a fresh approach! (Even though I live in Texas, can I still come to colony?)  
Remember to send your images in for the traveling show. No images no show. You can email the images to [heidi@heidipitre.com](mailto:heidi@heidipitre.com). This process is especially important for images under glass. Not only will having these pics ahead of time help get the show posted more quickly, but it will also allow for records and keep staff in high spirits. I am taking the liberty of putting in a short article on photographing your art later in this newsletter, if that is a concern you might have. Boxes and labels will be discussed elsewhere. Fees are going up... isn't everything? At any rate, I do so look forward to seeing you all this session! Take care!

Bev



# 2017 Fall Travel Show Artists & Works



*David Hornung, juror*

Pat Abernathy  
John Armistead  
Elke Briuer  
Larry Bustin  
Carolyn Busenlener  
Sherry Carlson  
Terri Cribb  
Denise Dengler  
Kat Fitzpatrick  
Sandra Halat

Mary Hardy  
Cathy Hegman  
Randy Jolly  
Latrica Jones  
Chatham Kemp  
Andrea Kostyl  
Vanda McCormick  
Cheryl McClure  
George Ann McCullough  
Byron Myrick  
Patt Odom  
Susie Ranager  
Richard Stephens  
Susan Stevens  
Norma Seward  
Kathy Tosch

*Green Headed Man* ... Acrylic  
*Haven of Rest*.....Oil  
*Delta Trees*...Acrylic  
*Pumpkin #2*.....oil  
*Lost Love*...Acrylic  
*Old Rusty Glider*...Oil  
*Reflective Spaces, the Pier*...Pastel  
*Lava Dance*....Acrylic  
*Fire Ice Diptych 1&2*.....encaustic  
*Zoo Keepers Tale*.....Mixes  
*Boy on Trike*....Acrylic  
*Left in the Sun*...Mixed  
*Talking Heads IV*...Acrylic  
*Picking Bones*....Mixed  
*Medicine Shields*.....Mixed  
*Midnight Garden I*...Oil on Paper  
*Street Scene*...Mixed  
*The Ol Goat*....drawing  
*September No.1*....Oix and Wax  
*On Silent Wings*....Monotype  
*Watin For Ya*...Acrylic  
*Looking for Shells*...Pen & Ink  
*Satraps*.....Mixed  
*Urban Landscapes*....Watercolor  
*Goult*....Oil  
*Memories*...Acrylic  
*Church Ladies*....Acrylic

## **\*\*Award Winners**

Becky Fedder Award.....	Kat Fitzpatrick
1st place Colony Award.....	Cathy Hegman
2nd...	Cheryl McClure
3rd....	Larry Bustin
Drawing Award...	George Ann McCullough
Peer Award.....	John Armistead



## Hello Colony Folks,

Do you know what this writing is? Well besides my newsletter tidbit? It is my last newsletter tidbit. That is right, you won't have to read my dribble any more.

We have had some changes as to cost and payment process implemented by the camp so you will see these show up on you registration form, please pay close attention to the deadlines.

Plans are in the works for a new 70th anniversary tee shirt, the design will have a Hugh Williams painting incorporated. Hugh has been a long time instructor / friend of the Colony and was the instructor when I first came thirty something years ago. I look forward to seeing and wearing the shirt. We are trying to work out a way of pre ordering the shirts to the size you request, that way we won't be stuck with a lot of shirts we can't sell.

Thanks to Cathy Hegman for helping us get our spring instructor Kathleen Conover, we look forward to working with her.

Don't forget your Boxes and your skulls, if you don't know what I am talking about ask.

In closing I would like to thank the Officers and the Board for working with me and letting me serve as director the last few years. It has been a pleasure. Kim will do a fabulous job, I think she will grow Colony in ways I never imagined. So there you are!


See you soon I hope.

*Byron*



# FEES!

all worth it and more!



All rooms are designed to accommodate 2 people. Suites in staff cabins are for 4. 2 to a room and sharing a bath. You may request roommates but all involved parties must do the same. There is a space for roommate choices on the application. If you have not chosen a roommate or included a Private Room Fee, a roommate will be assigned.

**Guest Fee:** Any non-participant occupying the camp during the workshop is considered a guest. The following fees apply:  
 All overnight guests - \$50 per night (includes breakfast).  
 Guests for meals-

- Lunch, \$15
- Dinner, \$20;

**Membership Fee:** Non Attending Membership Fee of \$20, keeps your membership current. If you are attending the workshop, this fee is waived.

Full amount for session is due upon registration. Cost has gone up! Your fee becomes non-refundable at 7 days prior to Colony (4/16/18).

- In-State
- Double \$475
- Semi private \$500
- Private \$525

- Out-of-State
- Double \$525
- Semi private \$555
- Private \$575

Please indicate on registration form if you are expecting a guest. Guests are welcome at meals, but may not participate in the sessions.





## AGENDA

### Monday:

2-5pm Registration  
(Registration will not begin before 2!)  
6:15- Happy Hour  
7 Dinner, Instructor's Comments.

### Tuesday:

8:15- Breakfast 8:30 Show Entry  
Deadline!  
9-12:30 Studio time  
Lunch- 12-30 2-5:30 Studio time  
6:15 Happy Hour!  
7 pm Dinner  
After Dinner, Instructor's slides

Wednesday - Friday a.m. & p.m.  
Repeat of Tuesday daily schedule

### Thursday Evening

You may bring a painting  
from home for instructor to critique.

### Friday Evening: Banquet

6:30 Happy Hour, Dining Hall

A more detailed agenda will be handed out at registration. Please be aware that the instructor is available until 5:30. And dinner is at 7pm.



### **Driving Directions to Camp:**

Henry S. Jacobs Camp is off State Highway 18, southwest of Jackson, between Utica and Raymond. Closer to Utica. **BE AWARE** that at this writing the **Morrison Rd bridge was still under repair.**

**From Interstate 20:** Take Raymond exit South on State Hwy 18 for about 25 miles. Then follow signs to camp.

**From Interstate 55 South:** Take north Crystal Springs exit west, toward Utica (State 27). Near Utica pick up State 18 to NE, following signs.

**From Interstate 55 North :** Take the 220 loop around Jackson heading towards Vicksburg. Take I-20 West toward Vicksburg, then take Hwy 18 towards Raymond. Travel about 25 miles, then follow signs to camp.

**From Vicksburg:** Take Hwy 27 and continue til intersection with Hwy 18. Cross Hwy 18 and follow signs to camp.



# Procedures

**Eligibility:** all working artists as space permits. We do not discriminate against any race, creed, religion, or level of experience. Active membership in Mississippi Art Colony has priority status for attending any workshop. Reservations are taken on a “first come first basis” with priority given to MAC members. (MAC Membership is established by attending two full colony workshops and a vote by current membership)

**Instruction:** Each artist should be able to work independently. The instructor will be on hand most of the time. He/she will come to see you. Input is given one on one as the instructor visits each person individually. At times the instructor will call in the group for demonstrations and etc. Most of the time artists work on their own. Be courteous, most people prefer to speak with instructor privately about their work. **Be prepared to self-motivate!**

**Work time! Quiet please!**

**PLEASE PUT YOUR PHONE ON VIBRATE. IF YOU MUST ANSWER A CALL, PLEASE WALK AWAY OUT OF HEARING DISTANCE**

**Critiques:** Artists may ask for a critique of works brought from home at any time the instructor is with them. A group critique will be held Thursday night, only one piece (from each participant).

## Accommodations:

The Camp Provides: Rooms, three meals daily, coffee, ice, juice and tea.

## Rooms:

Equipped with linens, blankets, pillows, hanging space, bath towels, toilet paper, and bath tubs with showers. FYI the staff cabins have showers only, no tubs. You are responsible for all personal items and/or needs; all weather clothing, extra towels, alarm clocks, etc. Private rooms are an additional \$50 above workshop fees. Rooms are set-up for two per room. Please indicate if you have a roommate request.

## Policies:

**\*Snacks** for the pavilions and Happy Hour are encouraged. You may bring anything you like in the way of food or snacks. Please advise one of the directors if you should have any dietary needs.

**\*BYOB** - Alcoholic beverages of your choice are welcome. Plan ahead, Utica sells beer but not much else.

**\*Dress** is casual except for the Friday night banquet. The weather is unpredictable, be prepared for anything. It can be cold, hot, rainy, windy, dry, anything is possible in south Mississippi.

**\*Supplies:** You must bring your own art supplies that you will need for the week. Set up after you check in. The spaces in two pavilions are on a first come first serve basis.





April 23-27th Spring COLONY



**Greetings Colonistas!**

**Thank you Byron for your many years of service for Colony! We know it is not a good-bye (expect to hear from me!) and now you can come and enjoy working on your art! Thank you for being unselfish, kind, considerate, fair and objective. All done with great patience! But mostly, thank you for asking me to take the reigns! I cannot begin to express how grateful and honored I am to be asked to help support and encourage artists!**



**The footsteps I follow are HUGE! No, GINORMOUS!... And well entrenched in the culture and make-up of what we know and love as Colony. We are all carrying on this long-honored tradition of collective support through personal and professional growth in a retreat for nurturing. I am thrilled to be a part of Colony in any way.**

**Yes, it is my honor to help continue this work, but being the longest running artist run organization takes a village... a creative, inspired and healthy village. Colony is alive and well with a strong, dedicated and hard working board, growing membership and a secure space at Jacobs Camp.**

**Thank you Byron for your time, talent and dedication! And thank you for giving me what is sure to become one of my greatest blessings!**

*Kim Whitt*







# Traveling Show REGULATIONS

**Each person** attending workshop for a minimum of two days is eligible to enter two(2) completed works in the Juried competition.

**Work must** be done in last 3 yrs & not previously selected for a colony show.

**Traveling Boxes** MUST be provided for each entry.

**Framed** appropriately for Museum and/or Gallery Display—keep in mind—they will have to be traveled!

**Dimensions** not to exceed 40" x 50" x 6" depth and not more than 25 lbs.

**All entries** MUST be available to travel if accepted.

**PLEXIGLASS ONLY ENTRIES!** No glass & No projections. Glass will disqualify any entry. NO exceptions!!

**All entries** must be submitted by 8:30 a.m. Tuesday morning with appropriate paperwork completed.

**Entries must** be labeled NFS if not available for purchase

**If you** plan to arrive after Tues a.m. but will be in attendance for at least two days, you may send your entries with someone else. If you do this PLEASE! provide ALL information needed to enter !

**Paperwork** must be complete for ALL entries!

**All entries** submitted to show at artist's own risk. Any necessary framing repairs during Travel Show will be done at Artist's expense.

**The previous** workshop's Travel Show is returned to Colony at Camp Henry Jacobs during the workshop. **You are** responsible for picking work up or arranging for someone to pick it up for you. Neither Colony nor Camp Jacobs is responsible for your piece if you haven't made arrangements.

**Failure** to comply with any or all of these rules will result in the artist's being ineligible to enter this workshop's competition.

**WORKS MAY NOT BE REMOVED FROM SHOW WHILE IT IS TRAVELING.**

***Travel arrangements TBA (Any help with that appreciated and***



## Traveling Show Dates

**Gulf South Gallery, McComb  
May 1- June 12**

**Second Street Bean, Columbia  
June 15- July 30**

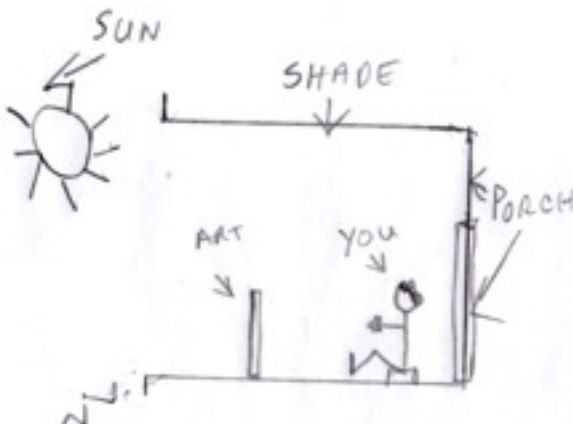
**Municipal Gallery, Jackson  
Aug 6- Sept. 22**



## How to Photograph Your Work!

Primarily because I inherited the responsibility of placing images of everyone's work on the web page. What ever the reason, generally there is an agreement. Yes, we need to take images and have them ready for 'publishing.' We have talked about how to accomplish this most easily but never, to my knowledge formally addressed that task. Since this is in all probability my last newsletter, I thought I would not go quietly into that dark night...but rather aim at some sort of last hurrah! In short, address that issue. For me there are two parts to taking images. First part is to actually photograph the work and the second part is to edit the image for publication. I will give you my advice.

Step 1. Find a nice covered shady spot. Like a porch or covered deck. Place your work facing away from the open area and glare. You photograph from a position facing the light. Like this



Easy way is to just prop your work and sit opposite. Spending a little time positioning your camera so that you don't distort image it is good. Try to keep you lens parallel with the plane of the work. Any digital camera will work. Even your smart phone. At the beginning you may have to take several shots to figure the glare, but soon you will get it.

Step 2. You have your image. Now lets edit it! That means make it look a little more professional!! That will usually involve cropping and adjusting contrast. Sometimes, adjusting the actual color of the work. There are several photo editing programs, all ranging from the sublime to the clunky and the expensive to the cheap. Certainly Photoshop is the most versatile, but also the most expensive. The Photoshop Elements is less expensive and works fine. In addition there is Photos (free) on a Mac and probably the equivalent on a PC. I have found uncountable amounts of sources for help online, or tutorials. Whichever program, here are the steps:

a. Crop out everything but the work itself. If you positioned it in your photo, that will not be too difficult. If you did not then take another shot!

b. Adjust the values. The contrast. Each program handles this differently. You are looking for contrast but don't want to lose the middle values. Play with this til your image more closely resembles your work.

c. Now adjust color. Again, every program is different. Google instructions if you are lost. You can do this!!!

d. If you like where you are SAVE! I try to save with a different title because you always have the original un edited if you do! Save in two different sizes! A small and a large. That will mean different titles or suffix like sm or lg. To load more quickly on the internet a smaller size is good, width equal to 500-1000 pixels. Keep the proportion the same.

And now be sure you put these wonderful, professional images in a folder that is labeled somewhere so you can find it easily. And send one or your work for the traveling show!! And so we part friends, let me just say, this is just my advice, and no one ever takes my advice, so do not feel bad if you have a better idea.



Winners! All!! From left, Cat Hegman, John Armistead, Cheryl McClure, Kim Whitt, George Ann McCullough, Kat Fitzpatrick and Larry Bustin.



**2017 Fall Colony Awards**

**Mississippi Art Colony Award**

**2nd Place**

**3rd Place**

**Golden Loeb Peer Award**

**Alex and Jean Loeb Drawing Award**

**Becky Feder Award for Outstanding Artistic Achievement**

**Best of Workshop Award**



